



ONLINE REPORTING AND EXAMINATION SLIP PRINTING PROCEDURE FOR RETURNING STUDENTS

Step 1. Using any browser on a phone, laptop or any gadget, type the following Uniform Resource Locator (URL). Ensure your gadget has Internet connectivity.

<https://nkrumah.edu.zm/edurole>

https://www.nkrumah.edu.zm/edurole/

KWAME NKRUMAH UNIVERSITY
UNIVERSITY INFORMATION SYSTEM

ONLINE APPLICATION AND REGISTRATION
Through the easy to use student portal you can complete your online registration. All students only have to register their account once.

For course registration you need to log in.

Online Application
New Students Registration

STUDENT AND STAFF LOGIN
Please use your student number or username and password to log in to the system.

Username:
Password:
Login

[Click here if you forgot your password.](#)

Enter student number and password

Click on the login button once the username and password have been entered. If a user has forgotten their password, they can reset it by clicking on “Click here if you forgot your password” or contact the ICT Unit.

Step 2. Welcoming Screen

Returning student ▾

- Home
- Message Inbox 0
- Personal Information
- Course Registration
- Replace student ID
- Financial Overview
- Course Marks
- Invoices
- Grades
- Report Online
- Print Exam Slip
- Change Password
- Logout

Home

PERSONAL DATA USED: 1MB / 700MB

Welcome Maluha Muumbu

Student number 20153269
Your privileges Returning student

News and updates

- [KNU 2020 EXAMINATION REGISTRATION](#) 2020-06-09 16:10:01
- [KNU FEES FOR ACCOMMODATION AND MEALS DURING ODL 2020 EXAM SESSION](#) 2020-06-09 11:41:39
- [RE-OPENING OF KWAME NKRUMAH UNIVERSITY, SESSIONAL DATES AND JUNE 2020 EXAM TIME TABLE](#) 2020-06-06 08:34:48
- [MOODLE LOGIN, CHANGE PASSWORD AND COURSE SELF-ENROLLMENT STEPS](#) 2020-05-22 10:59:25
- [KNU E-LEARNING TIME TABLE 2020](#) 2020-04-29 16:16:53

[Read older items...](#)

Click on “Personal Information” to view person details and the courses registered.

Student Information

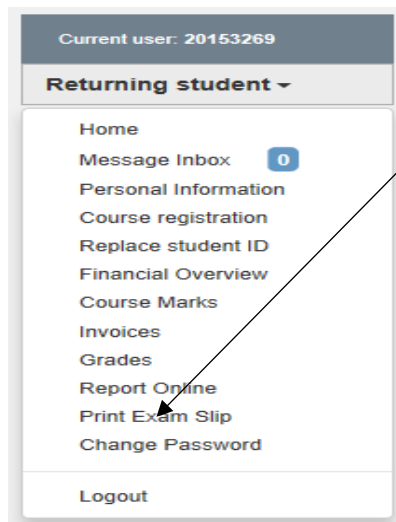
The screenshot shows a student portal interface. On the left is a navigation menu with options like Home, Message Inbox (0), Personal Information, Course registration, Replace student ID, Financial Overview, Course Marks, Invoices, Grades, Report Online, Print Exam Slip, Change Password, and Logout. The main content area is titled 'Personal Information' and includes fields for Student number, Gender (Female), NRC, Date of birth, Nationality (Zambian), Marital status (Single), Registration status (Approved), Access Level (Returning student), Year of Study (Year 4), Exam center (Chipata), and District Resource Center (Lotus, Lusaka). Below this is 'Registered Program Information' showing a Bachelor of Arts with Education major in English and History. At the bottom, 'Selected Courses' lists ENG 410, HIS 300, and ENG 420, each with a 'Delete' link. On the right side, there is an 'ACTIVE ACCOUNT' section with 'Distance student' and 'Group' labels, and a red button labeled 'REPORT STUDENT' with an arrow pointing to it. Below the red button are links for 'Edit my information' and 'Grades'.

“RED Colour” indicates that a student has not reported online. Students MUST report online every term. The RED Colour will change to GREEN once that activity is performed.

Step 3. On the welcoming Screen, a student will be required to click on “Print Exam Slip” to verify the courses registered.

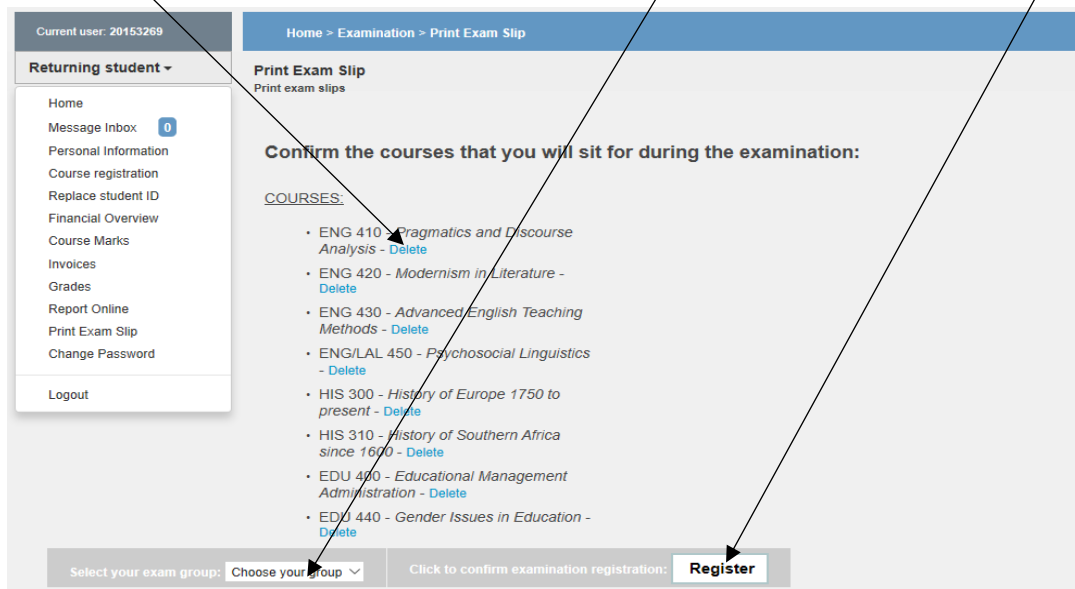
The screenshot shows the 'Home' page of a student portal. At the top, it displays 'PERSONAL DATA USED: 1MB / 700MB'. Below this, the student's number is 20153269 and their privileges are listed as 'Returning student'. A 'News and updates' section contains several links with timestamps: 'KNU 2020 EXAMINATION REGISTRATION' (2020-06-09 16:10:01), 'KNU FEES FOR ACCOMMODATION AND MEALS DURING ODL 2020 EXAM SESSION' (2020-06-09 11:41:39), 'RE-OPENING OF KWAME NKURUMAH UNIVERSITY, SESSIONAL DATES AND JUNE 2020 EXAM TIME TABLE' (2020-06-06 08:34:48), 'MOODLE LOGIN, CHANGE PASSWORD AND COURSE SELF-ENROLLMENT STEPS' (2020-05-22 10:59:25), and 'KNU E-LEARNING TIME TABLE 2020' (2020-04-29 16:16:53). A 'Read older items...' link is also present. The left navigation menu is identical to the previous screenshot.

Click on "Print Exam Slip" on the menu.

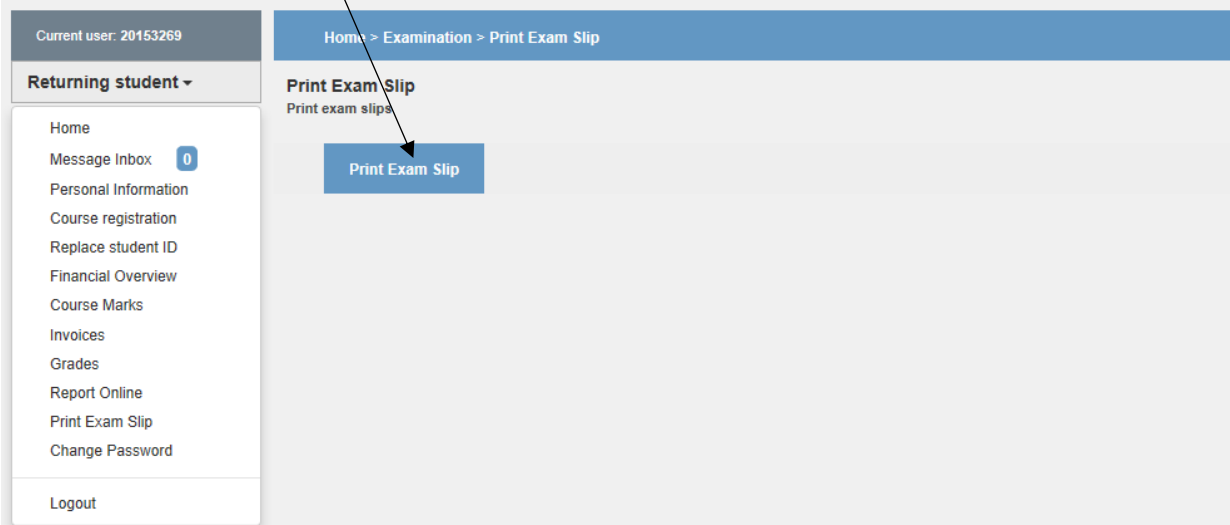


Step 4. Students will be required to confirm the courses that they will sit for during the examination,

Delete the course(S) which will NOT apply, select the Exam Group (A or B) and click the Register button once satisfied with the selections.



Step 5. Click on "Print Exam Slip".



Step 6. An examination slip with all the examination details will be displayed and ready to be printed out.



**Kwame Nkrumah University
Examination Slip 2020 - Distance**



Examination slip for: :
StudentID No.: 1
NRC No.:
Sex:

School: **Humanities and Social Sciences**
Study: **Bachelor of Arts with Education**
Exam Center: **Chipata**
Status: **Fully registered**

Candidate has been authorized to write examination in the following courses:

REGISTERED COURSES:

No.	COURSE	LOCATION	DATE	TIME
1	EDU 400	ONEL-Old Nkrumah East Library NEH-Nkrumah East Hall NMH-Nkrumah Main Hall	2020-06-15	09:00-12:00
2	EDU 440	NEH-Nkrumah East Hall	2020-06-16	14:00-17:00
3	ENG 410			
4	ENG 420			